

# **A Progress Report on the State of the Macon County Sheriff's Office**



**Howard G. Buffett  
Sheriff**

**December 2017**

# About this Report

The Macon County Sheriff's Office is a full-service law enforcement agency.

The MCSO has deputies who patrol our streets, enforce traffic safety laws, seize illegal weapons and drugs (and sometimes save the lives of overdose victims with a heroin antidote called naloxone), monitor registered sex offenders, serve orders of protection and engage in a variety of crime prevention initiatives. We also have investigators who work to solve crimes, arrest criminal suspects and secure justice for victims.

The MCSO operates a full-service jail. Each year, approximately 5,000 persons are booked into the jail, which has averaged 307 inmates since 2010 when Macon County began housing federal inmates. Many of these people enter jail with mental health or drug abuse issues, or a combination of the two. It is the MCSO's responsibility to assist those individuals to the extent that we can, while providing a safe and secure environment for inmates, staff and visitors.

In addition, the MCSO has Court Security Officers who screen upwards of 120,000 people per year who have business in the Macon County Courthouse. And our Animal Control Officers recover approximately 2,000 animals a year, and diligently work to reunite them with their owners and place other animals for adoption.

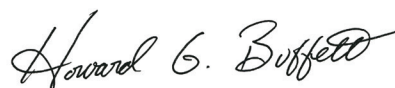
This progress report provides a statistical snapshot of the MCSO and the full range of activities we engage in to protect the public. For the first time, we have assembled in one place a wide range of information—presented in charts, graphs and tables—that documents the MCSO's work over the past decade (because complete data were not available in all instances for the full 10 years, some charts and graphs cover shorter time periods.)

This report provides a benchmark of how the MCSO has been doing over time and will allow for comparisons with other jurisdictions.

The report contains information about crime in Macon County, as well as arrests, traffic citations and warnings, and other enforcement activities. It also details our jail operations, including the ratio of inmates to correctional officers. And you will find information about the MCSO budget and our most important resources, the men and women of our organization who work every day to keep the people of Macon County safe.

What is not captured in the charts and graphs of this report are the amazing community outreach activities undertaken by our employees—everything from National Night Out and Shop with the Sheriff to participation in Toys for Tots, the Salvation Army Kettle Campaign, the Knights of Columbus Tootsie Roll Drive, the Scovill Zoo Ice Cream Social, and numerous parades, food drives and charity runs. Add in school volunteering, youth sports coaching and mentoring, and you see that MCSO employees are a vital part of our community—when they are on duty and off.

This progress report is not a stand-alone, one-time document. Rather, it will be the first in a series of analyses that is designed to help the public, the members of the MCSO and my successor as Sheriff better understand our current operations, so that they can more effectively prepare for the future.

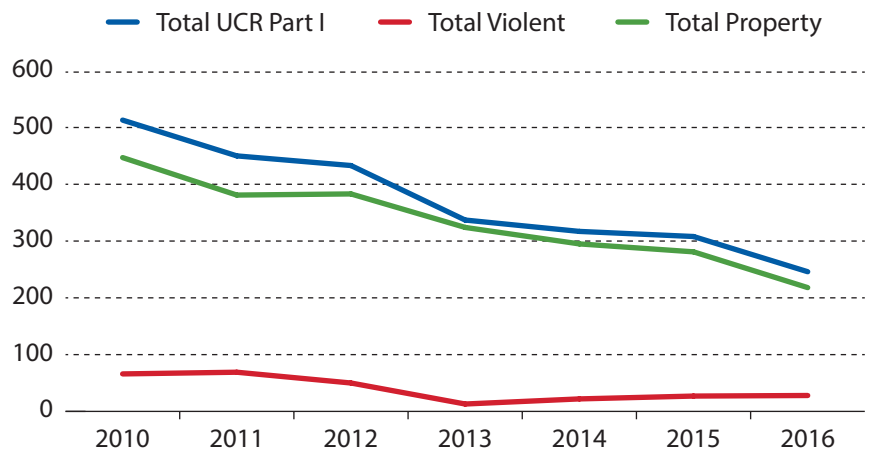


Howard G. Buffett  
Sheriff of Macon County

# Crime in Macon County

## UCR Part I Crimes

Among offenses reported through the Macon County Sheriff's Office, serious crimes have decreased steadily since 2010. Total Part I crimes fell by 52% between 2010 and 2016. Aggravated assaults (-67%), burglaries (-68%), and larceny-theft offenses (-41%) all declined sharply during this period.



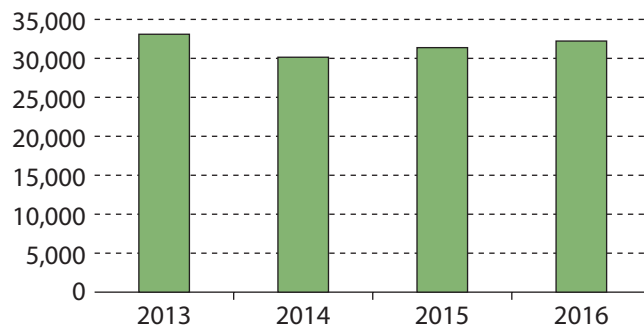
	2010	2011	2012	2013	2014	2015	2016	2017*
Murder	0	0	0	0	1	0	0	0
Rape	9	17	10	2	0	1	5	5
Robbery	0	3	2	1	3	3	4	1
Aggravated Assault	57	49	38	10	18	23	19	15
Total Violent Crimes	66	69	50	13	22	27	28	21
Burglary	149	118	122	79	66	54	48	44
Larceny-Theft	285	248	250	237	226	215	167	124
Motor Vehicle Theft	12	11	10	7	3	8	2	7
Arson	1	4	1	1	0	4	1	2
Total Property Crimes	447	381	383	324	295	281	218	177
Total UCR Part I	513	450	433	337	317	308	246	198

\* 2017 numbers as of September 30, 2017.

# Workload and Activity

## Total Calls for Service

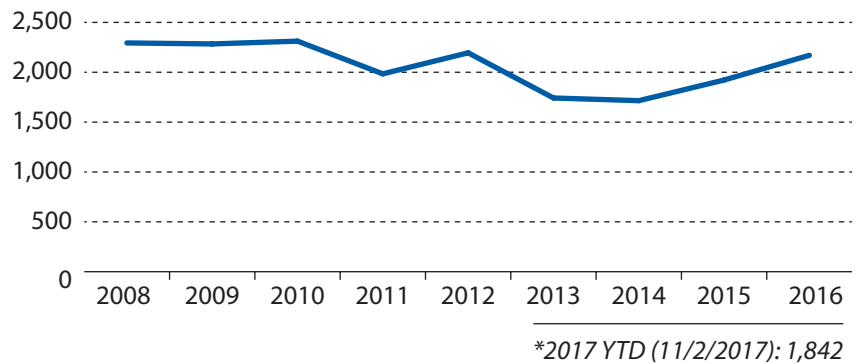
The MCSO handles an average of just under 32,000 calls for service each year.



\*2017 YTD (11/28/2017): 25,888

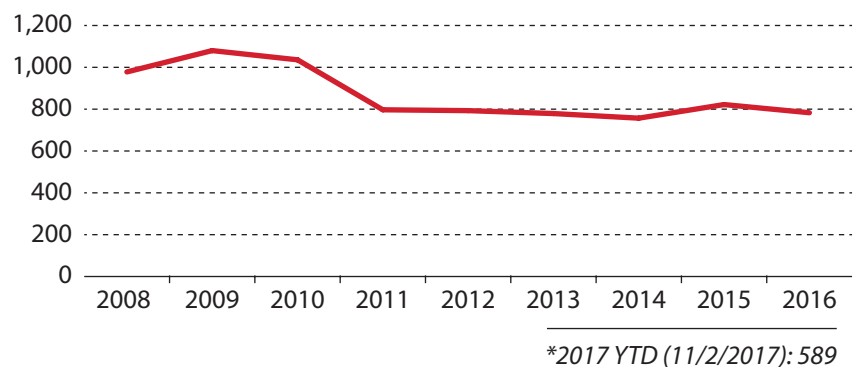
## County Offense Reports Completed

On average, MCSO Deputies complete approximately 2,000 offense reports a year. The number has risen slightly over the past few years.



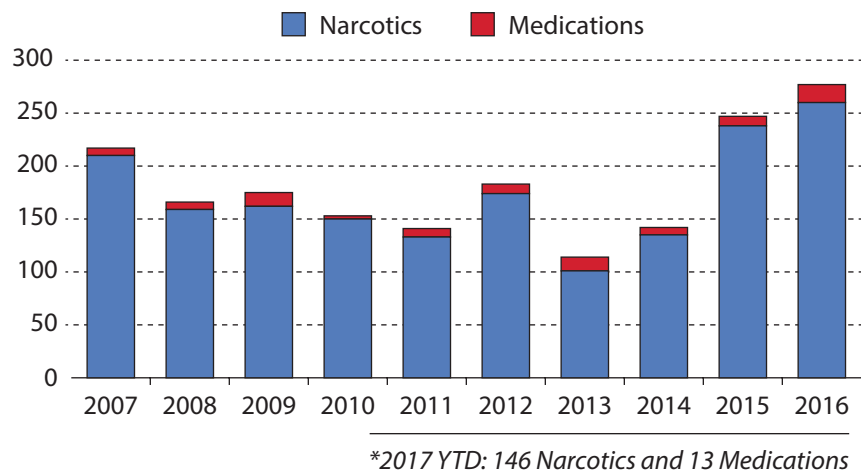
## Arrests Made

After decreasing from 2008 to 2011, the number of arrests made by the MCSO has remained steady at about 800 per year.



## Drug Seizures

The quantity of drugs seized by the Macon County Sheriff's Office has increased sharply in recent years. In 2016, deputies made 260 seizures of illegal drugs and 17 seizures of prescription drugs.



## Interdiction Team Activity

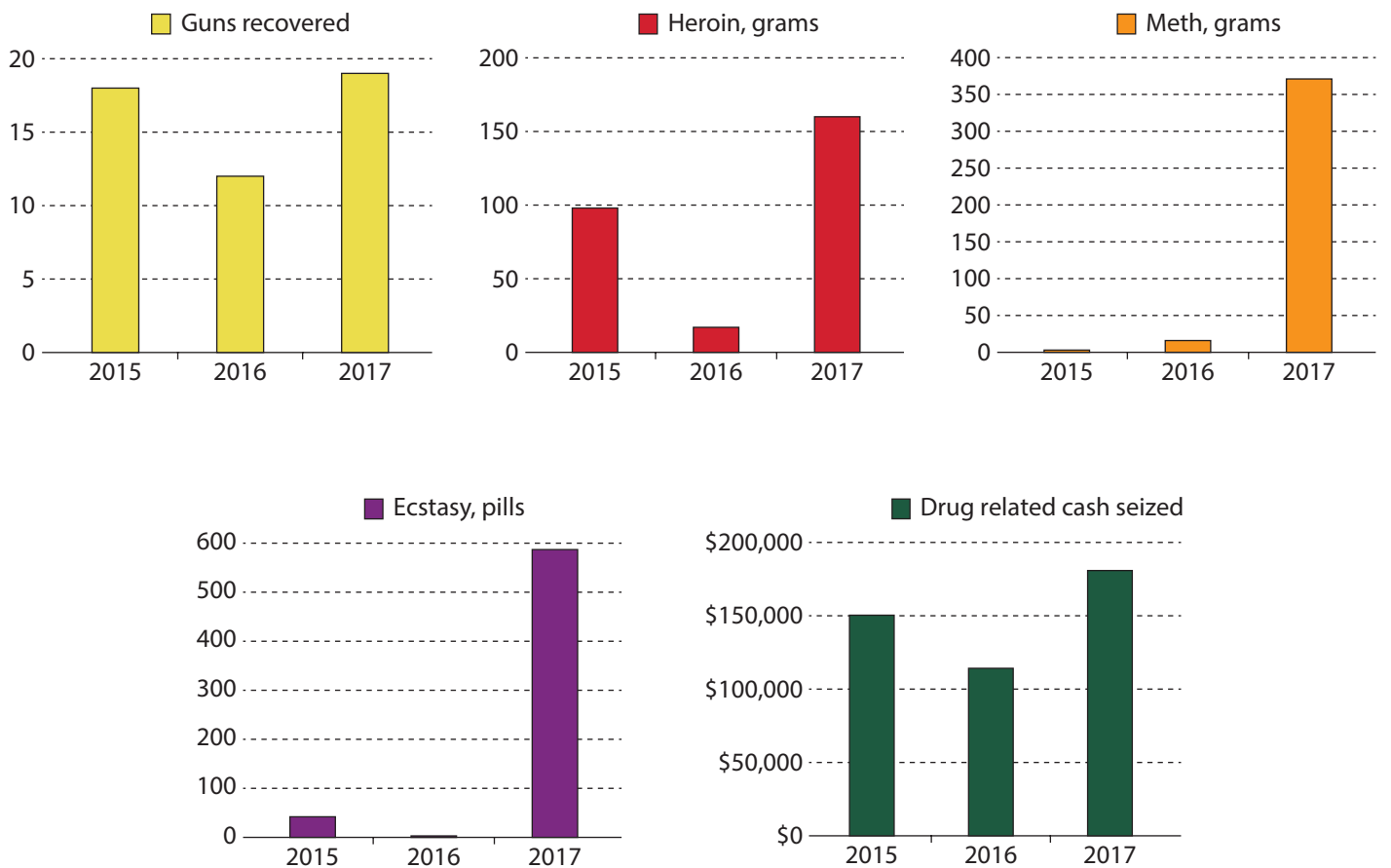
The Macon County Sheriff's Office and the Decatur Police Department (DPD) operate a four-person Interdiction Team that is housed within the Street Crimes Unit of the PD. Initiated in February 2015, the unit focuses on illegal drug activity throughout Macon County. In 2017, seizures of heroin by the Interdiction Team increased sharply.

	2015	2016	2017
Arrests	70	81	96
Guns recovered	18	12	19
Heroin, grams	98	17	160
Cocaine (powder), grams	118	397	37
Cocaine (crack), grams	117.5	224.5	56
Cannabis, grams	40,897	11,448	7,205
Meth, grams	3	16	371
Ecstasy, pills	42	3	587**
K2, grams	1	29	—
Drug related cash seized	\$150,389	\$114,189	\$180,838

\*\* For 2017, K2 seizures are included with the figure for Ecstasy.

## Seizures

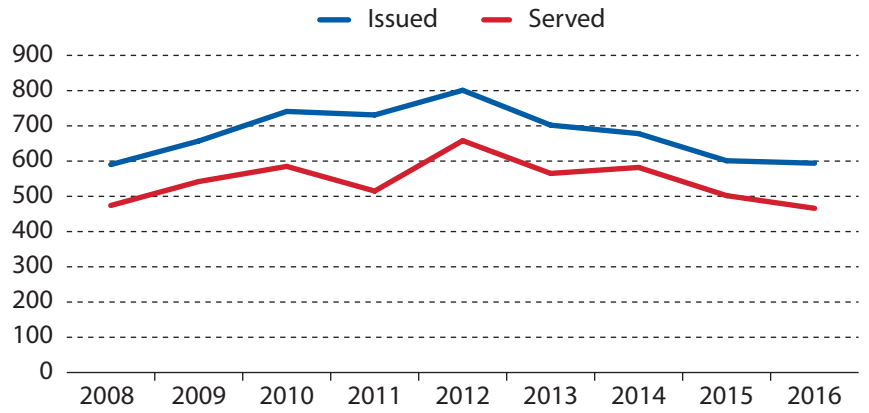
Illustration of largest increases from the Interdiction Team.



\*\* For 2017, K2 seizures are included with the figure for Ecstasy

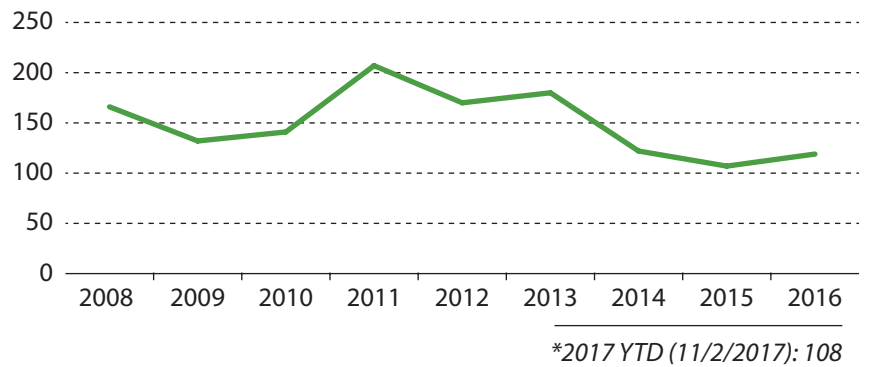
## Orders of Protection

In recent years, MCSO Deputies have served close to 500 Orders of Protection a year. The number of protection orders issued has generally declined since 2012.



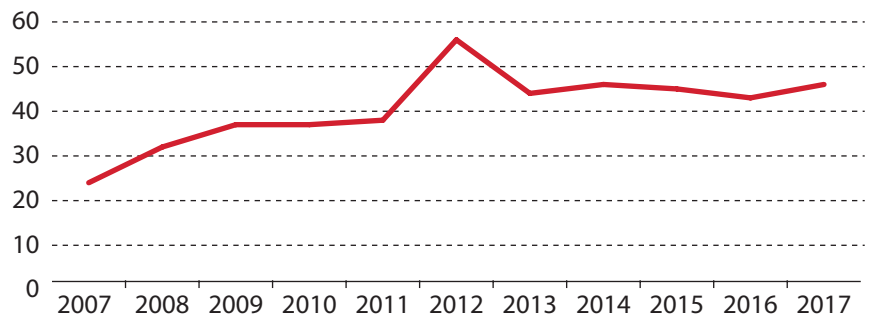
## Evictions Served

The number of evictions served by MCSO personnel has declined 42% since 2011.



## Sex Offenders Monitored

Since 2013, the MCSO has monitored approximately 45 registered sex offenders a year.



## K-9 Deployment

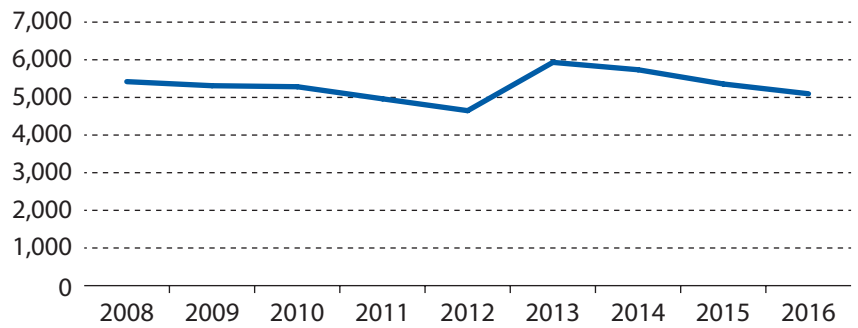
The use of K-9s for drug sniffs has increased sharply since 2015.

	2015	2016	2017 YTD
Missing Person Tracks	0	0	1
Fleeing Suspect Tracks	5	4	12
Building Searches	1	0	1
Drug Sniffs	20	92	143

# Traffic Safety

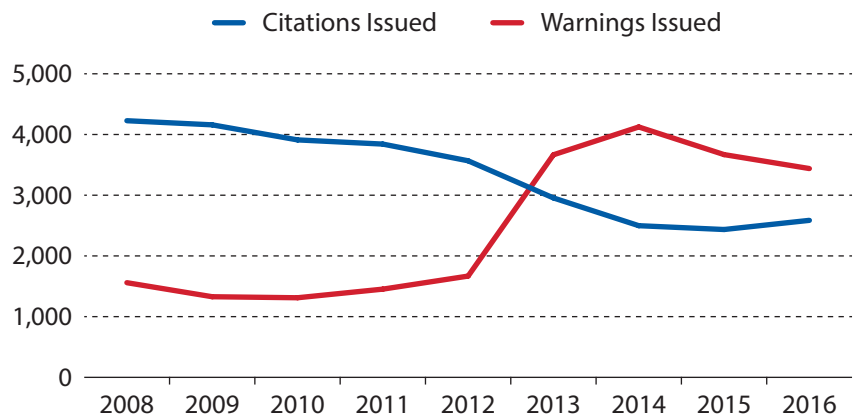
## Vehicle Stops

Over the last nine years, the number of vehicle stops conducted by Macon County Sheriff's Deputies averaged just over 5,305 per year.



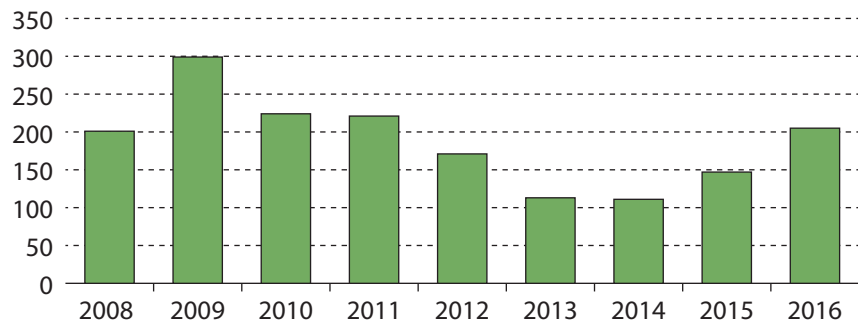
## Citations and Warnings\*

As the number of traffic citations issued by Macon County Sheriff's Deputies has generally declined since 2008, the number of warnings has risen sharply.



## Driving While Impaired Arrests

After peaking in 2009, the number of DUI arrests made by MCSO Deputies declined through 2014. Since then, DUI arrests have increased.

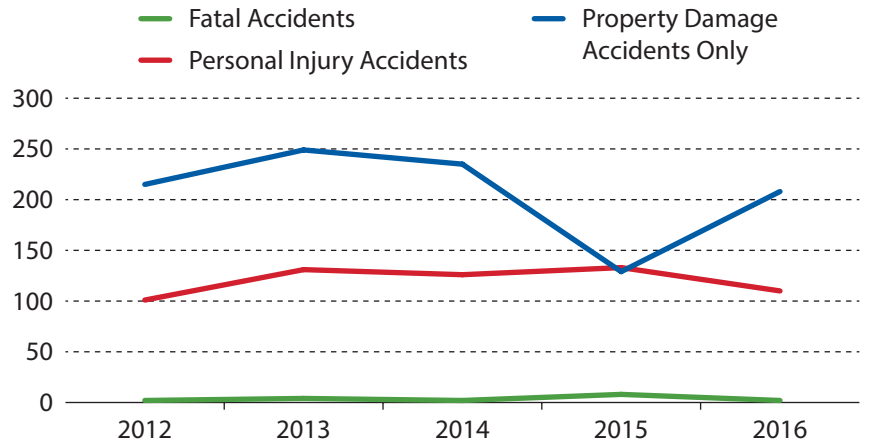


\*2017 YTD (11/2/2017): 128

\*In 2012, MCSO changed their practice of issuing stop cards and replaced them with written warnings.

## Accidents Investigated

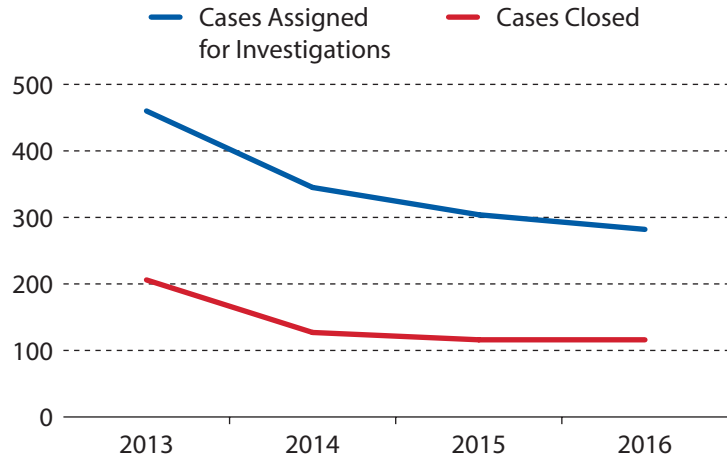
The majority of traffic accidents investigated by the Macon County Sheriff's Office are property damage only. Personal injury accidents have generally declined in recent years, and fatal accidents are lower, at 8 in 2015.



## Investigations

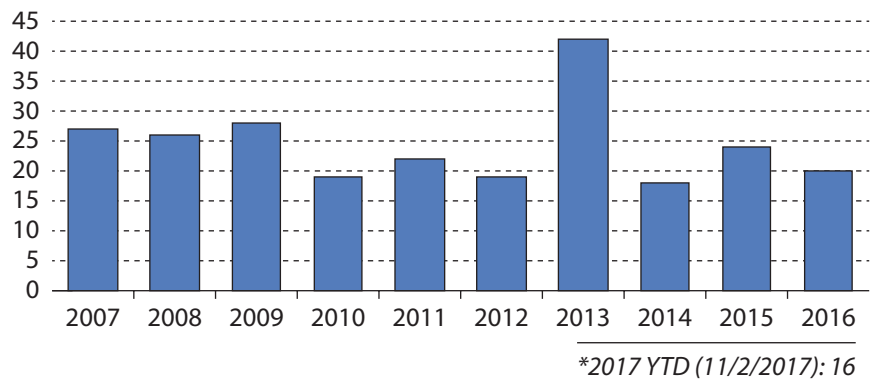
### Cases Investigated and Closed\*

The number of cases assigned for investigation has declined in recent years; the number of cases closed has remained generally steady since 2014.



### Guns Seized

With the exception of 2013 (when there were 42), MCSO Deputies have seized between 18 and 28 guns a year over the past decade.



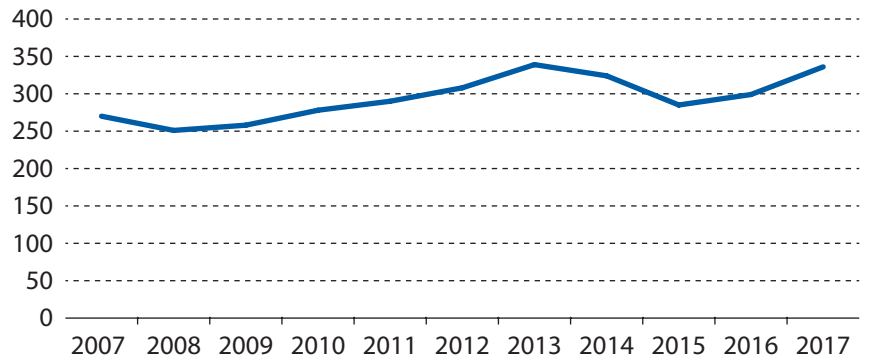
\*The detective bureau has operated with one less detective than normal since 2014.



## Jail Operations

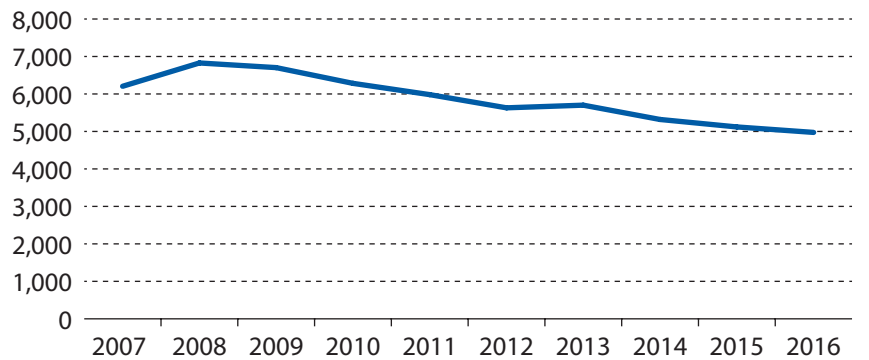
### Average Monthly Inmate Population

After declining in 2014 and 2015, the Macon County Jail population has increased the last two years. Through the first 10 months of 2017, the average monthly inmate population was 336.



### Total Jail Bookings

The annual number of inmates booked into the Macon County Jail generally declined over the last decade. Total jail bookings fell by nearly 20% between 2007 and 2016, when they dipped just below 5,000.



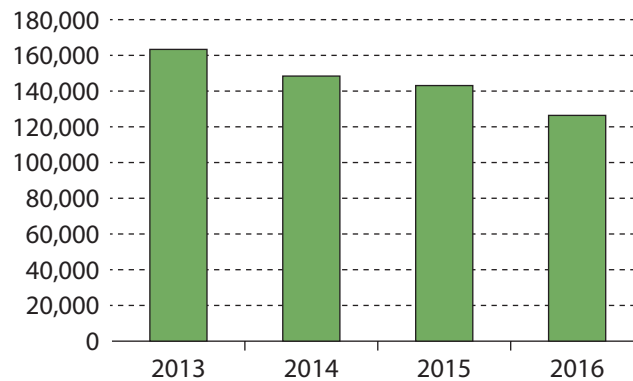
	2007	2008	2009	2010	2011	2012	2013	2014	2015	2016	2017*
Average Monthly Inmate Population	270	251	258	278	290	308	339	324	285	299	336
Total Jail Bookings (End of Year)	6205	6827	6703	6283	5982	5630	5701	5319	5120	4974	3923

\*2017 numbers as of September 30, 2017.

## Court Security

### Visitors Screened at the Courthouse

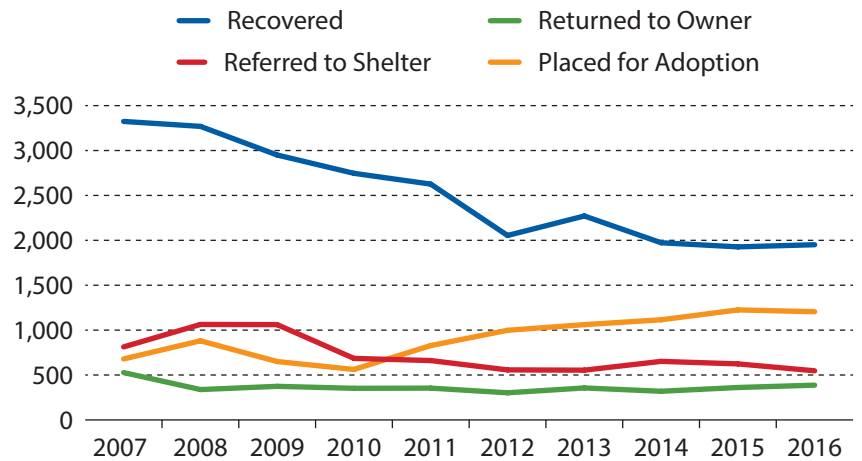
On average, the MCSO's Court Security Officers screen approximately 140,000 visitors to the County Courthouse each year.



## Animal Control

### Animals Recovered and Their Outcomes

MCSO Animal Control Officers are recovering approximately 2,000 animals a year. About 60% are placed for adoption.



## Staffing

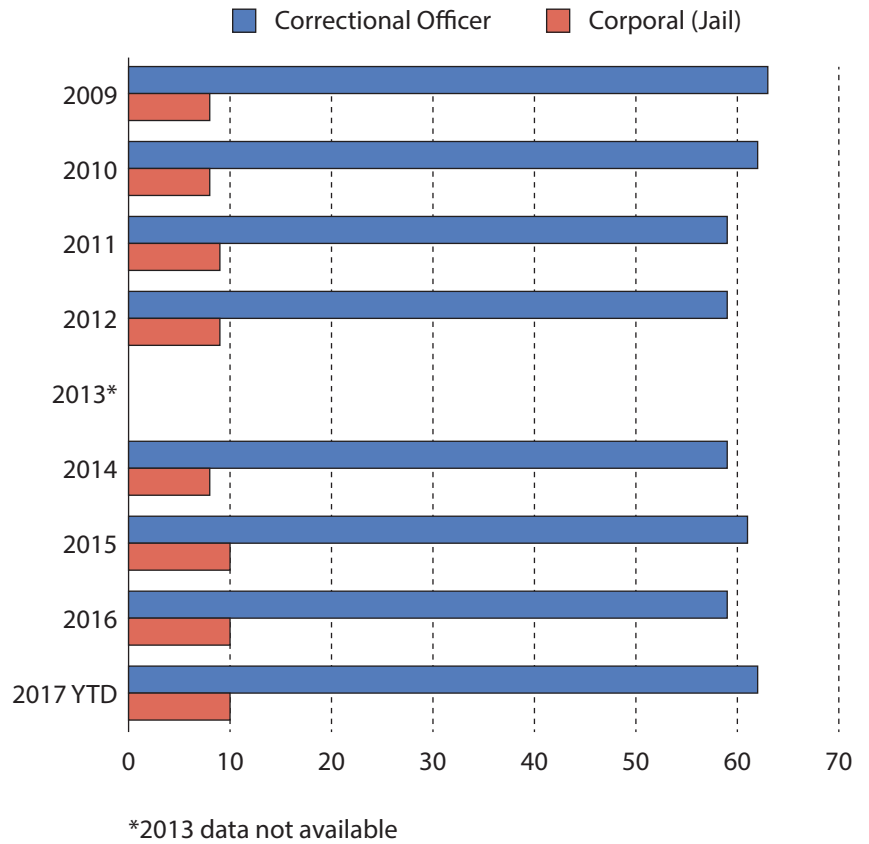
### Personnel, by Rank

The number of deputies and supervisors in the Macon County Sheriff's Office has remained fairly steady over the past decade.

	2009	2010	2011	2012	2013	2014	2015	2016	2017
Deputies	36	34	34	34	35	37	37	37	37
Sergeants	8	8	8	8	8	9	9	9	8
Lieutenants	6	5	8	7	7	7	7	7	7
Captains	1	1	0	0	0	0	0	0	0
Chief Deputy	1	1	0	0	0	0	0	0	0

## Staffing: Jail

There has been little change in recent years in the number of Correctional Officers and Corporals assigned to the Macon County Jail.



## Inmates per Correctional Officer

Going back to 2009, the number of jail inmates per correctional officer is higher today than in every year but one (2014).

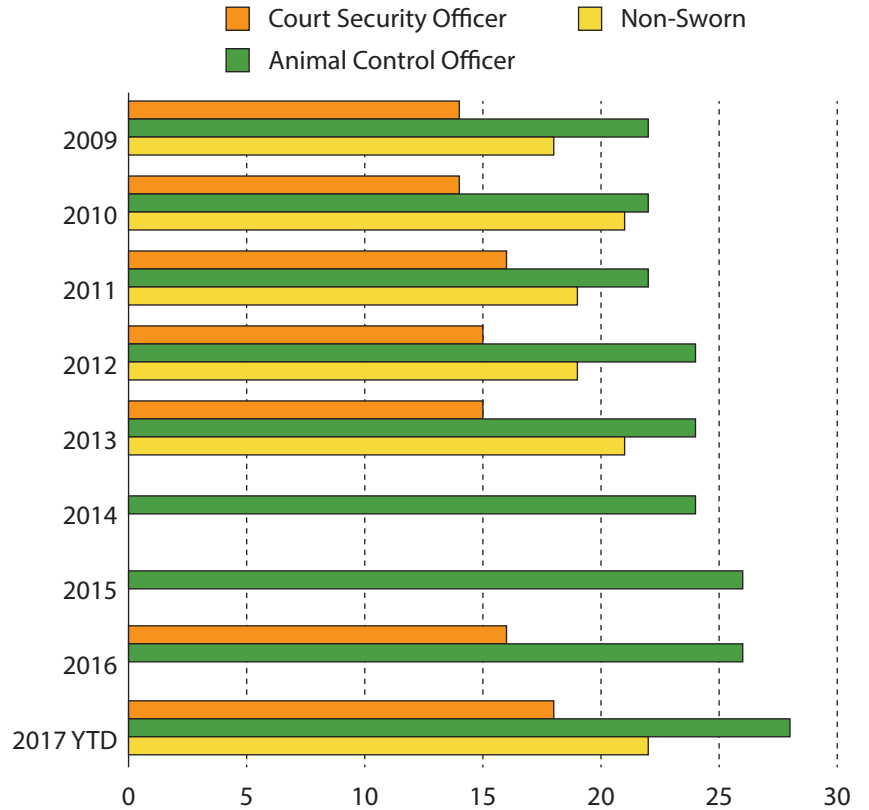
	2009	2010	2011	2012	2013	2014	2015	2016	2017 YTD
Inmate per Correctional Officer*	4.10	4.48	4.92	5.22	**	5.49	4.67	5.07	5.42

\*excludes Corporals

\*\*no data on Correctional Officers available for 2013

## Staffing: Other Personnel\*

The number of MCSO Animal Control Officers has increased slightly in recent years. Court Security Officers and non-sworn personnel numbers have not changed markedly.



## Average Years of Service of MCSO Personnel

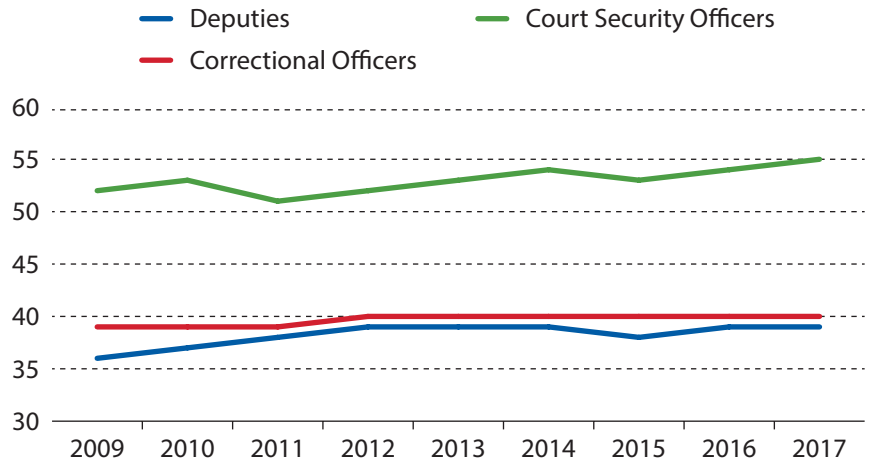
On average, MCSO personnel have approximately 10 years of service. Deputies average about 11 years of service, and Correctional Officers about 12 years.



\*Complete data not available for all years.

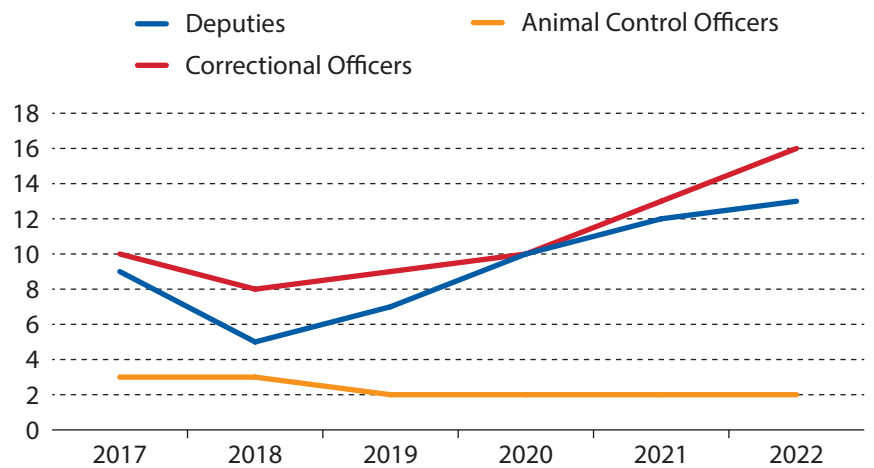
## Average Age of MCSO Personnel

The average age of MCSO Deputies and Correctional Officers is just under 40. Those numbers have been mostly steady over the past several years.



## Personnel Eligible for Retirement, Projected

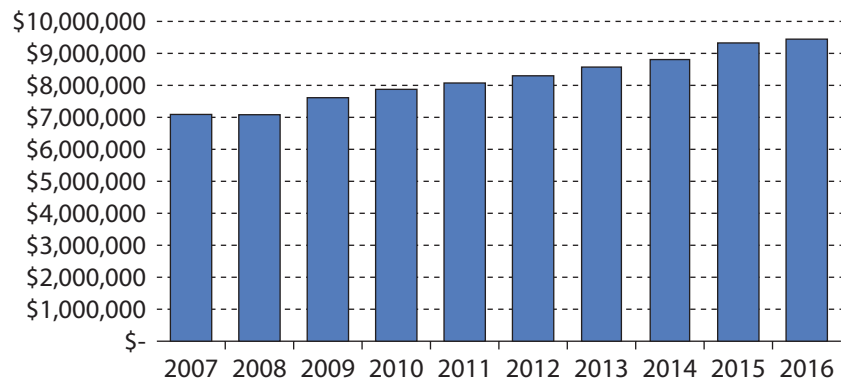
If current trends continue, approximately 16% of Correctional Officers and 13% of Deputies will be eligible for retirement in 2022.



## Budget

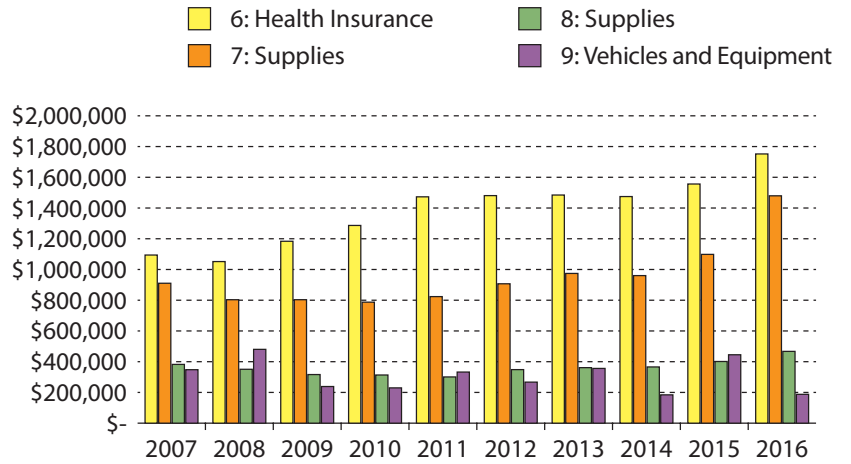
### Total Personnel Expenditures

MCSO personnel expenditures has risen steadily over the last decade, increasing 33% between 2007 and 2016.



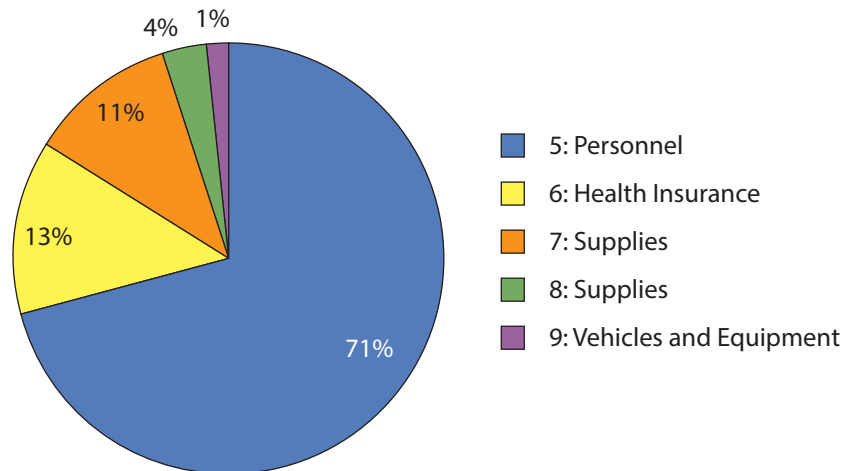
## Total Other Expenditures

Spending on health insurance increased more than 60% over the last decade, while expenditures for vehicles and equipment generally declined.



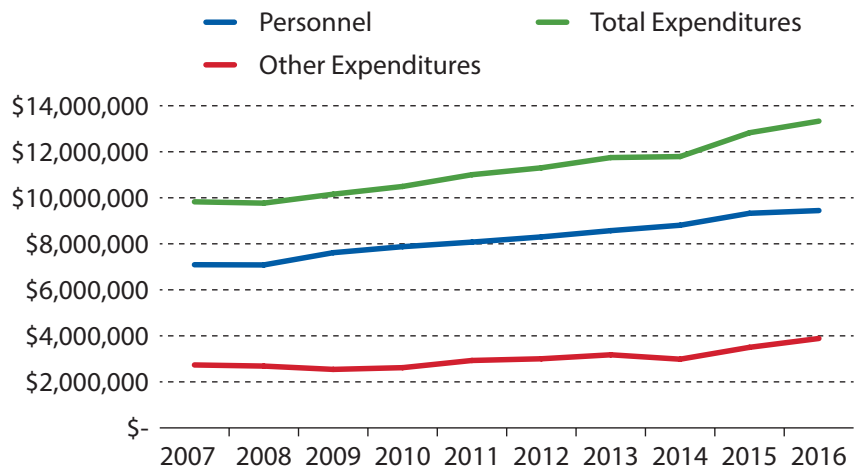
## 2016 Expenditures

In 2016, just over 7 in 10 dollars spent by the MCSO went toward personnel expenditures. The next largest expenditure was health insurance.



## Sheriff, Jail, Court Security, Emergency Management, and Animal Control Expenditures

Expenditures for all MCSO functions have risen by about 35% over the last decade.

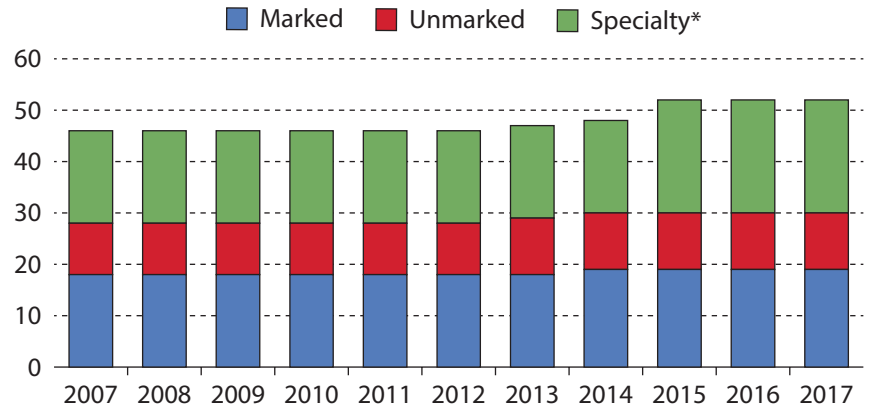


Note: "Operating Supplies" includes items such as telecommunications, information technology, office automation, training, prisoner transport, etc. "Other Supplies" includes items such as uniforms, vehicle maintenance, K-9 supplies, etc.

# Fleet

## Number of Vehicles

The number of vehicles in the MCSO fleet has increased slightly over the past decade. The majority of vehicles are marked and unmarked squad cars.



\*Specialty vehicles include K-9 positions, DUI/DRE positions, School Resource Officer, At Risk Officer, motorcycles, etc.